

SIAHAMBA


Chant Zoulou

Voix 1




Si-ya hamb - a ku kha nyen' kwen kho_____ Si-ya hamb - a ku kha

S. 1



nyen kwen kho_ Si-ya hamb - a ku kha nyen'kwen kho Si - ya

S. 2




Si-ya hamb - a ku kha nyen'kwen kho Si - ya

S. 1




ham-ba ku kha nyen kwen kho_____ Si-ya hamb - a ku kha nyen'kwenkhos Si-ya

S. 2




ham-ba ku kha nyen kwen kho Si ya hamb - a ku kha nyen'kwenkhos Si-ya

S. 1



ham-ba ku kha nyen kwen kho_____ Si - ya hamba ham-ba si - ya

S. 2



ham-ba ku kha nyen kwen kho_____ Si - ya ham-ba ah_____ si - ya

17

S. 1
ham-ba ah__ si - ya ham-ba ku kha nyen kwen kho__ Si - ya

S. 2
ham-ba ah__ si - ya ham-ba ku kha nyen kwen kho kwen kho Si - ya

20

S. 1
hamba ham-ba si - ya ham-ba ah__ si - ya ham-ba ku kha nyen kwen kho

S. 2
ham-ba ah__ si - ya ham-ba ah__ si - ya ham-ba ku kha nyen kwen kho

23

Allez à E la dernière fois

S. 1
Si - ya Si A hamb - a ku kha nyen' kwen kho Si - ya

S. 2
Si - ya Si A hamb - a ku kha nyen' kwen kho Si - ya

28

S. 1
ham-ba ku kha nyen kwen kho__ Si A hamb - a ku kha

S. 2
ham-ba ku kha nyen kwen kho__ Si A hamb - a ku kha

32 Reprendre C E 1 3

S. 1
nyen' kwen kho Si-ya ham-ba ku kha nyen kwen kho__ Si-ya Ku

S. 2
nyen' kwen kho Si-ya ham-ba ku kha nyen kwen kho__ Si-ya

36 doigts mains

S. 1
kwen-da Ku kwen-da Kukwen-da Ku kwen-da Ku

S. 2
ham - ba__ Si - ya

A.
Ku kha nyen' kwen kho__

38

S. 1
kwen-da Ku kwen-da Kukwen-da Ku kwen-da Ku

S. 2
ham - ba__ Si - ya

A.
Ku kha nyen' kwen kho__

40

S. 1
kwen-da Ku kwen-da Kukwen-da Ku kwen-da Ku

S. 2
ham - ba__ Si - ya

A.
Ku kha nyen' kwen kho__



42

1.

S. 1
 kwen-da Ku kwen-da Kukwen-da Ku kwen-da Ku

S. 2
 ham - ba_ Si - ya

A.
 Ku kha nyen' kwen kho_

44

2.



Reprendre B puis fin **F** \emptyset **Lent**

S. 1
 kwen-da Ku kha nyen' kwen kho Si-ya Si-ya hamba_

S. 2
 ham - ba_Ku kha nyen' kwen kho Si-ya

A.
 Ku kha nyen' kwen kho

48

  **Vif**

S. 1
 Si-ya hamba_ si-ya ham-ba ku kha nyen kwen kho

Intro A
 B - C avec voix 1 / voix 1 et 2 / ouh
 D
 C
 E 4x
 B - C
 Fin F